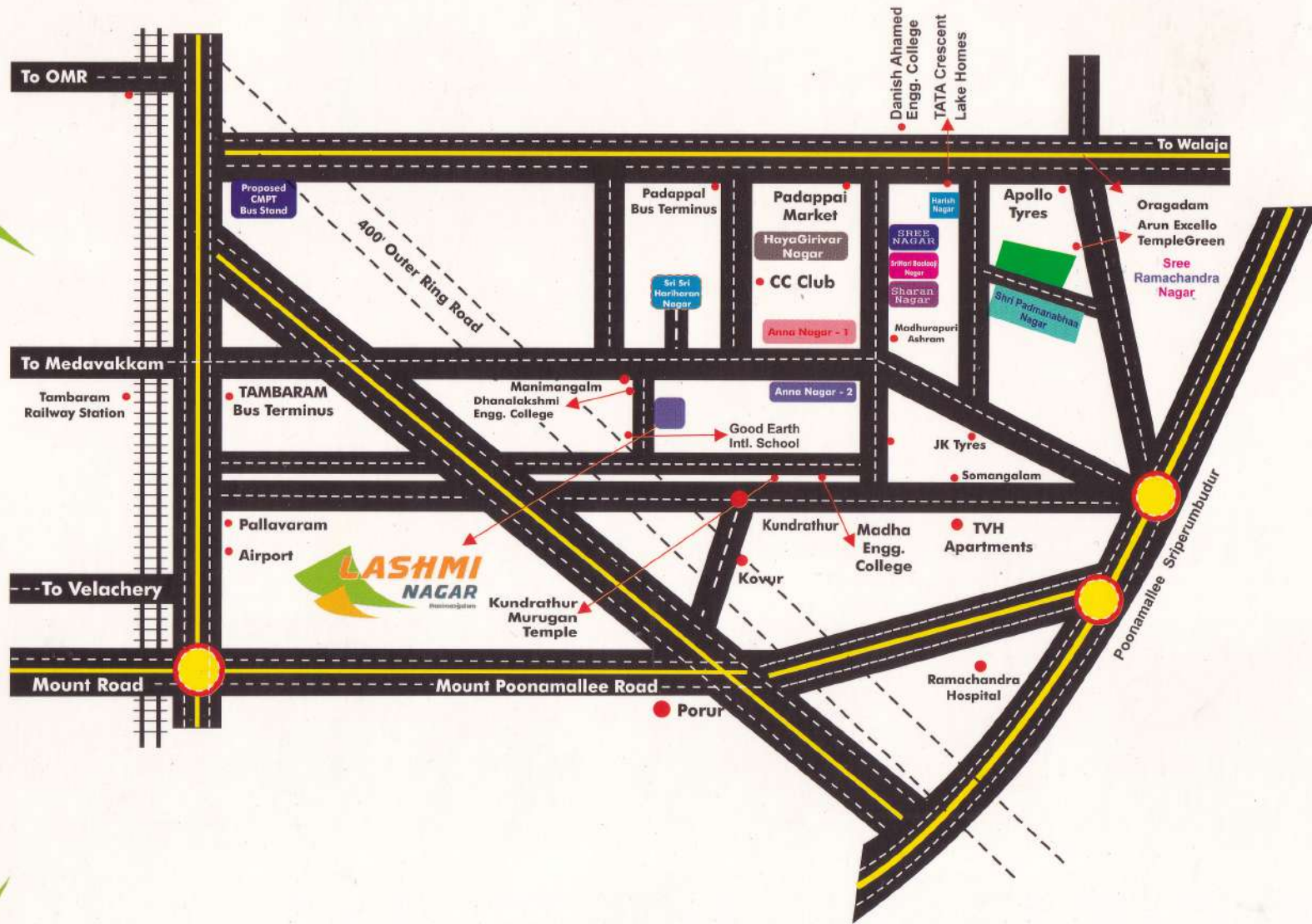




SOUTHINDIA
PROPERTIES



LASHMI
NAGAR
Manimangalam
Premium Residential Plots...



Key Plan (Not To Scale)



SOUTHINDIA
PROPERTIES

2/3, 1st Floor, Railway Colony 1st Street,
 Nelson Manickam Road, Chennai - 29.
 Tel : 044 - 4202 2495 / 87544 47556

E-mail : info@southindiaprops.com www.southindiaprops.com

FEATURES

- Entrance Arch with Gate
- Black Top Road
- Fully Fenced Gated Community
- 24X7 Security Facility
- 23' Wide Roads
- Surrounded by Houses and Temple
- Local body Approved Plots
- Ready to Construction
- Water Level at 20 Feet
- Fastest Appreciation Area
- Avenue Trees

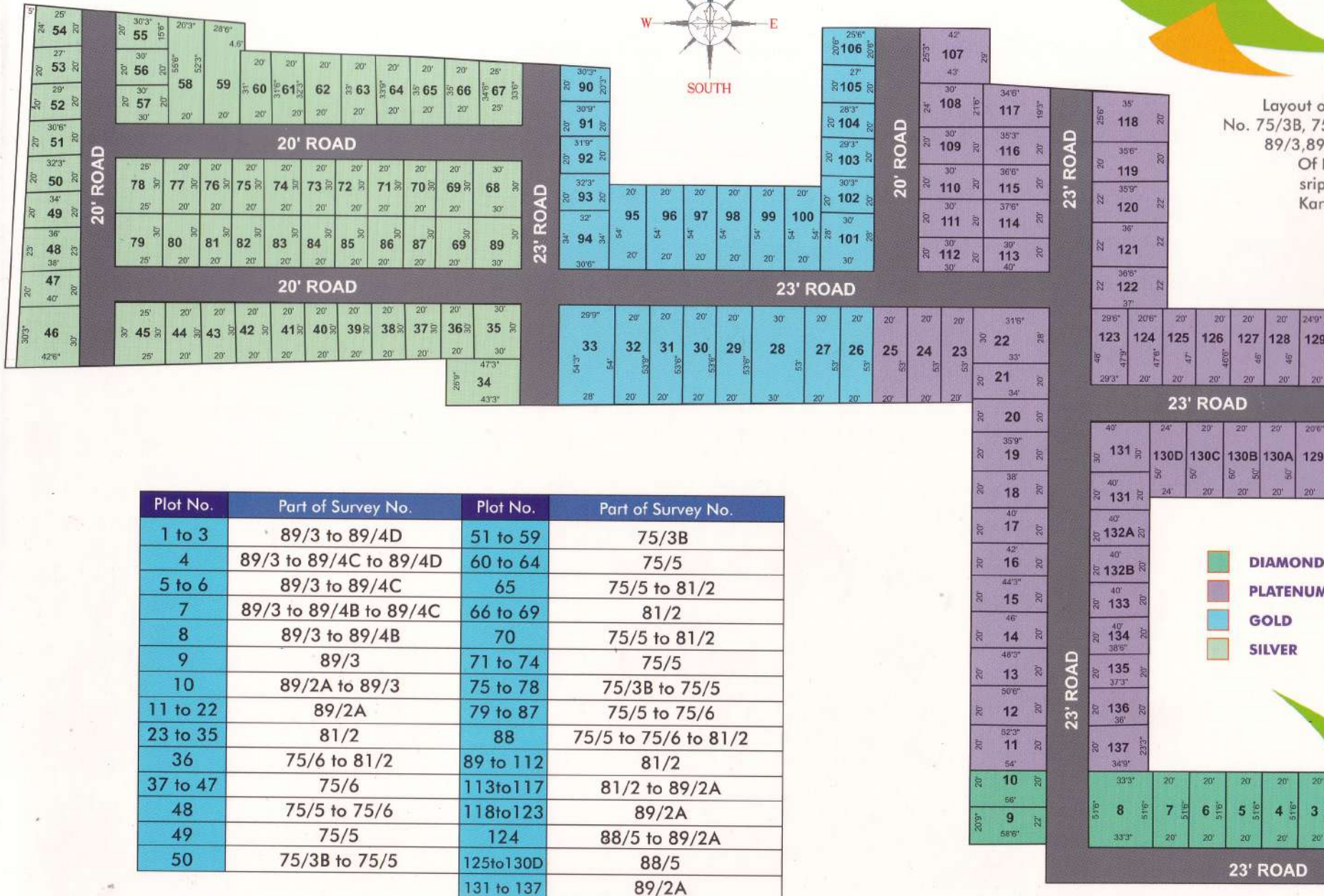
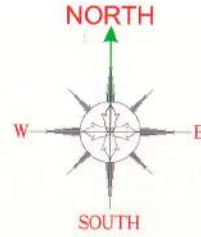
FEATURES

- 5Km from Tambaram Mudichur
- Adjacent To Manju Foundations Individual Villas
- 24 Hour Bus Facility
- Nearby TMG College, Dhanalakshmi Engg. College, Sairam Engg. College
- Nearby Good Earth International School, Tiaano Vidyashram School
- Surrounded by TVH, VGN, Pink City Villas & Apartments.



Plot No.	Area sq.ft.	Plot No.	Area sq.ft.	Plot No.	Area sq.ft.
1	1056	55	533	117	711
2 to 7	1030	56 to 57	600	118	802
8	1712	58	1078	119	713
9	1224	59	1160	120	789
10	1100	60	625	121	798
11	1063	61	638	122	809
12	1028	62	653	123	1406
13	988	63	668	124	953
14	943	64	689	125	945
15	903	65	700	126	935
16	863	66	695	127	925
17	820	67	850	128	920
18	780	68	900	129	1012
19	738	69 to 77	600	130	1088
20	698	78 to 79	750	130A	1000
21	670	80 to 88	600	130B	1000
22	935	89	900	130C	1000
23 to 27	1060	90	610	130D	1200
28	1598	91	625	131	1200
29 to 30	1070	92	640	132	800
31	1073	93	643	132A	800
32	1078	94	1063	132B	800
33	1563	95 to 100	1080	133	800
34	1227	101	840	134	785
35	900	102	603	135	758
36 to 44	600	103	595	136	733
45	750	104	575	137	765
46	1234	105	553		
47	780	106	538		
48	851	107	1153		
49	700	108	683		
50	663	109 to 112	600		
51	628	113	790		
52	595	114	765		
53	560	115	740		
54	569	116	718		

Layout of House Sites in Survey
No. 75/3B, 75/5, 75/6, 81/2, 88/5, 89/2
89/3, 89/4B, 89/4C And 89/4D
Of Puduchery Village,
sriperumpudur Taluk,
Kanchipuram District.



Plot No.	Part of Survey No.	Plot No.	Part of Survey No.
1 to 3	89/3 to 89/4D	51 to 59	75/3B
4	89/3 to 89/4C to 89/4D	60 to 64	75/5
5 to 6	89/3 to 89/4C	65	75/5 to 81/2
7	89/3 to 89/4B to 89/4C	66 to 69	81/2
8	89/3 to 89/4B	70	75/5 to 81/2
9	89/3	71 to 74	75/5
10	89/2A to 89/3	75 to 78	75/3B to 75/5
11 to 22	89/2A	79 to 87	75/5 to 75/6
23 to 35	81/2	88	75/5 to 75/6 to 81/2
36	75/6 to 81/2	89 to 112	81/2
37 to 47	75/6	113 to 117	81/2 to 89/2A
48	75/5 to 75/6	118 to 123	89/2A
49	75/5	124	88/5 to 89/2A
50	75/3B to 75/5	125 to 130D	88/5
		131 to 137	89/2A